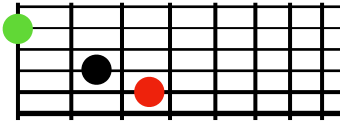


Hier ein mal die gängigsten **Maj7** - Strukturen

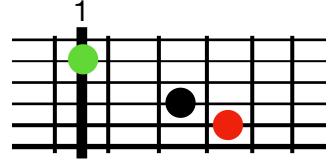
● Grundton  
● große Septime

C maj7

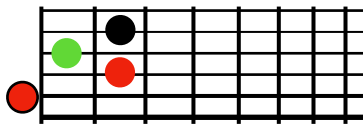


Die Cmaj7-Struktur in den verschiedenen Lagen

II → Dmaj7    IV → Emaj7    V → Fmaj7

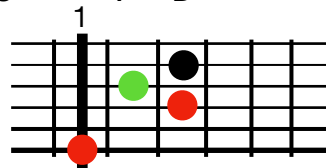


A maj7

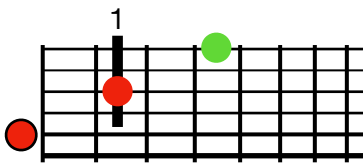


Diese Amaj7-Struktur in den verschiedenen Lagen

II → Hmaj7    III → Cmaj7    V → Dmaj7

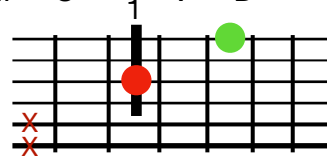


A maj7



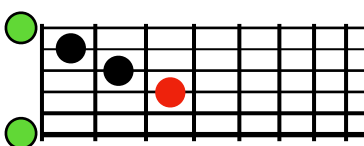
Diese Amaj7-Struktur in den verschiedenen Lagen

II → Hmaj7    III → Cmaj7    V → Dmaj7



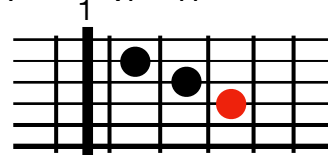
X X Diese Saiten nicht anschlagen

F maj7

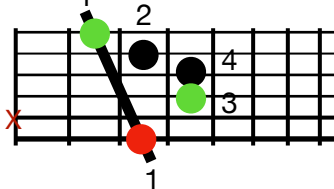


Diese Fmaj7-Struktur in den verschiedenen Lagen

II → Gmaj7    IV → Amaj7    VI → Hmaj7



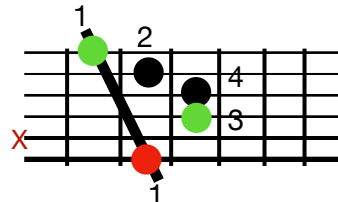
G maj7



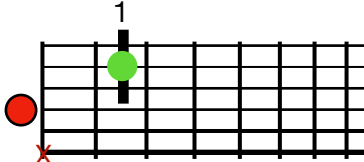
Diese Gmaj7-Struktur in den verschiedenen Lagen

(Achtung: da 1. Finger schräg, zählt der Bund auf der 1. Saite für die Lage !!!)

I → Fismaj7    IV → Amaj7    VI → Hmaj7



D maj7



Diese Dmaj7-Struktur in den verschiedenen Lagen

II → Emaj7    III → Fmaj7    V → Gmaj7

